

smarter™
BY PFAFF



SMARTER BY PFAFF™ 140s & 160s



Warum SMARTER BY PFAFF™?

Warum SMARTER BY PFAFF™?



TOP FUNKTIONEN



Integrierter Nadeleinfädler



6mm anpassbare Stichbreite



PFAFF® Original Nähfußsystem



LED Beleuchtung




Koffer


INTEGRIERTER NADELEINFÄDLER



6MM ANPASSBARE STICHBREITE



PFAFF® ORIGINAL NÄHFUSS SYSTEM




LED BELEUCHTUNG




KOFFER



Argumente für die Smarter By Pfaff - Baureihe

	Hobby 1122	Smarter By Pfaff 140s
		
UVP		
Stiche	10	21
Bildschirm	Nein	Nein
Stichwahl	Wahlrad	Wahlrad
Nadeleinfädler	Nein	Ja
Anpassbare Stichlänge	0,5-4 mm	0,5-4 mm
Anpassbare Stichbreite	Nein	0-6 mm
Anpassbarer Nähfußdruck	Nein	Ja
Knopfloch	4-stufig	4-stufig
Spulensystem	Von oben einzulegen	Von oben einzulegen
Nähfüße enthalten	4	5
Nähfußsystem	hobby	PFAFF®
IDT	Nein	Nein
Transporteurversenkung	Ja	Ja
Licht	Lampe	LED
Koffer inkl.	Koffer	Koffer, farbig
Besseres Modell		

	Hobby 1132	Smarter By Pfaff 160s
		
UVP		
Stiche	19	23
Bildschirm	Nein	Nein
Stichwahl	Wahlrad	Wahlrad
Nadeleinfädler	Nein	Ja
Anpassbare Stichlänge	0,5-4 mm	0,5-4 mm
Anpassbare Stichbreite	Nein	0-6 mm
Anpassbarer Nähfußdruck	Ja	Ja
Knopfloch	4-stufig	einstufig
Spulensystem	Von oben einzulegen	Von oben einzulegen
Nähfüße enthalten	4	5
Nähfußsystem	hobby	PFAFF®
IDT	Nein	Nein
Transporteurversenkung	Ja	Ja
Licht	Lampe	LED
Koffer inkl.	Koffer	Koffer, farbig
Besseres Modell		

Die hobby™ 1122/1132 werden durch die Smarter by Pfaff™ 140s/160s abgelöst die hobby 1132™ bleibt allerdings bis Q3 oder Q4 im Programm

KARTON



OPTIONALES ZUBEHÖR

45 Nähfüße von PFAFF® stehen zur Verfügung – perfekt für schönste Nähergebnisse.

Maschinen gehören zu
Zubehör Kategorie K.

Immer einen Blick wert
www.pfaff.com



smarter™
BY PFAFF



smarter™
BY PFAFF

Be Smart. Be Original.

SMARTER BY PFAFF™ – Inspired and developed by the premier PFAFF® sewing machine brand.



160s

14

- INTEGRATED NEEDLE THREADER
- 6MM ADJUSTABLE STITCH WIDTH
- PFAFF® ORIGINAL PRESSER FOOT SYSTEM
- LED LIGHTS
- HARD COVER

www.pfaff.com

I Am Smart

Choose one of the two **smarter by m3™** machines,

- 1600s
- 1400s
- 1000s
- 800s
- 600s
- 400s
- 200s

Fasten
books
expans
on the
cush
feed-

smarter
by m3™

*Be Smarter.
Be Original.*

Your authorized M3™ dealer:

1600s

1400s

1000s

800s

600s

400s

200s

smarter by m3™ - inspired and developed by the pioneer **m3™** sewing machine brand

[illegible]

Janyo
BY JANYO

Features & Benefits

Top Five Features

- 1. Intelligent Nimb Needle**
Makes freeding fast and easy.
- 2. Auto Activated Sew Steps**
Convenient for all types of sewing, such as appliqué, mending and decorative techniques. Easy to follow your desired result.
- 3. JF4100* One-Step Press Foot Setup**
One efficient presser foot included for all your basic needs and many optional accessories available to expand your sewing experience.
- 4. LED Light**
Long lasting light source that illuminates your sewing projects with enough light.
- 5. Hard Cover**
Protects your sewing machine when transporting it and keeps it dust-free.

Features & Benefits
Source: n-m-e.com, 5/16/2016

**smarter™
BY PFAFF**

Be Smart. Be Original.

"As O'Jays Willie said "The yourself everyone else is
already taking"

With smart features and a unique design, the all-
new **SMARTER BY PFAFF®** sewing machines are up to the
challenge of letting you express your individuality at a
price no one can touch.

Choose one of the two smartest or **SMART** machines, 1400+
or 1400+, and begin a sewing adventure based on you.

Your uniqueness. Your passion. Your sewing.

New!

Find more smart fabrics at
www.pfaff.com

1400+

1600+

smart sewer
by pfaff

© 2014 Pfaff Inc. All rights reserved.

Iron-on Curves
A throat collar is continuously fed in and out of the foot from the foot's side. Easily convertible on the back of the foot to the foot's side.

Accessories Test
Removable in seconds by rotating the foot in place.

PHASE 1 - Basic
TECHNIQUE
SEW-READY
SEWS ALL TYPES AND
WEIGHTS
OF FABRIC

smarter
BY DESIGN

**Be Smart.
Be Original.**

An Oscar Wilde said, "The greatest sinners are always vulgar."

With smart features and a unique design, the classic ironer is smart among machines one up to the challenge of taking your originality at a price you can reach.

Choose one of the two: smart or more classic. White or Milk, and begin a smart revolution from you.

Your uniqueness. Your passion. Your savings.

oXone

100% 100%

Intelligent "oXone" system
to maximize the
"oXone" using the best

Find more smart features at www.oXone.com

Master the Basics

Accessories Included:
 Manual power tool, 1, Chainsaw fuel, 1, Blowers fuel, 2, Zipper fuel, 4, Overlay;
 Instructions for 18

Sell your items from SMARTER BY PFAFF® 140w sewing machine:
 77 features including easy stitching, automatic stitch, auto start and auto stop.
 • Sewing: 140w – unique in the industry but not available in the industry usually.

Techniques

• Machine sewing: Sewing, stitch and

• Sewing: Sewing, stitch and

• Sewing: Sewing, stitch and

• Sewing: Sewing, stitch and

• Sewing: Sewing, stitch and

• Sewing: Sewing, stitch and

• Sewing: Sewing, stitch and

• Sewing: Sewing, stitch and

• Sewing: Sewing, stitch and

• Sewing: Sewing, stitch and

• Sewing: Sewing, stitch and

• Sewing: Sewing, stitch and

• Sewing: Sewing, stitch and

• Sewing: Sewing, stitch and

• Sewing: Sewing, stitch and

• Sewing: Sewing, stitch and

• Sewing: Sewing, stitch and

• Sewing: Sewing, stitch and

• Sewing: Sewing, stitch and

• Sewing: Sewing, stitch and

• Sewing: Sewing, stitch and

• Sewing: Sewing, stitch and

• Sewing: Sewing, stitch and

• Sewing: Sewing, stitch and

• Sewing: Sewing, stitch and

• Sewing: Sewing, stitch and

• Sewing: Sewing, stitch and

• Sewing: Sewing, stitch and

• Sewing: Sewing, stitch and

TAKE ABOUT

• Sewing: Sewing, stitch and

• Sewing: Sewing, stitch and

• Sewing: Sewing, stitch and

• Sewing: Sewing, stitch and

• Sewing: Sewing, stitch and

• Sewing: Sewing, stitch and

• Sewing: Sewing, stitch and

• Sewing: Sewing, stitch and

• Sewing: Sewing, stitch and

• Sewing: Sewing, stitch and

• Sewing: Sewing, stitch and

• Sewing: Sewing, stitch and

• Sewing: Sewing, stitch and

• Sewing: Sewing, stitch and

• Sewing: Sewing, stitch and

• Sewing: Sewing, stitch and

• Sewing: Sewing, stitch and

• Sewing: Sewing, stitch and

• Sewing: Sewing, stitch and

• Sewing: Sewing, stitch and

• Sewing: Sewing, stitch and

• Sewing: Sewing, stitch and

• Sewing: Sewing, stitch and

• Sewing: Sewing, stitch and

• Sewing: Sewing, stitch and

• Sewing: Sewing, stitch and

• Sewing: Sewing, stitch and

• Sewing: Sewing, stitch and

• Sewing: Sewing, stitch and

r the Basics

rd:

press foot, 1, Blowers fuel, 2, Zipper fuel, 4, Four

ARTER BY PFAFF® 140w sewing machine:

• Sewing: Sewing, stitch and

• Sewing: Sewing, stitch and

• Sewing: Sewing, stitch and

• Sewing: Sewing, stitch and

• Sewing: Sewing, stitch and

• Sewing: Sewing, stitch and

• Sewing: Sewing, stitch and

• Sewing: Sewing, stitch and

• Sewing: Sewing, stitch and

• Sewing: Sewing, stitch and

• Sewing: Sewing, stitch and

• Sewing: Sewing, stitch and

• Sewing: Sewing, stitch and

• Sewing: Sewing, stitch and

• Sewing: Sewing, stitch and

• Sewing: Sewing, stitch and

• Sewing: Sewing, stitch and

• Sewing: Sewing, stitch and



NÄHPROJEKTE


FARBENFROHE PATCHWORK CAPRI



SPECTACULAR PIPING



PROFESSIONAL
TOPSTITCHING



UNIQUE EMBELLISHMENTS



FAKE POCKET



INVISIBLE ZIPPER



NEATLY FINISHED HEMS

TIPPS & TRICKS FÜR DIE CAPRI

Tipps & Tricks sind verfügbar für die Hose.



**smarter™
BY PFAFF**

Tips & Hints

Colorful Patchwork Capris

Choose your favorite pants pattern and fabric suitable to use with that pattern. We have used four different shades of pink heavy cotton fabric. Trace the pattern pieces from the pattern sheet. Trace the back and front leg pieces twice, make sure they are traced mirror imaged to each other.

On your pattern pieces, design and draw how you want the different color blocks to be placed.

Cut the pattern pieces apart, following the lines. Add seam allowance to all pieces. Cut out the different pieces in preferred fabric.

We chose to decorate two of the larger pieces with decorative stitches combined with reinforced straight stitch.

Sew the fabric pieces together creating the front and back leg pieces.

Assemble your pants following the instructions enclosed with your pattern.

On the following page, you can find tips on how to add those extra details that make the pants unique.



4 shades
6 details








SPECTACULAR PIPING PROFESSIONAL TOPSTITCHING UNIQUE EMBELLISHMENTS FAKE POCKET INVISIBLE ZIPPER NEATLY FINISHED HEMS

SALON-MADE WITH AN INVISIBLE ZIPPER
The invisible zipper is easily sewn in place with the optional Invisible Zipper Foot and its hidden teeth.

PIPING AS A SPECTACULAR DETAIL
Use the Piping Foot (optional) to create a piping in contrasting color on the pockets.

PROFESSIONAL TOPSTITCHING
Topstitch all seams with coarse thread (20wt). Use straight stitch, stitch length 4.

UNIQUE EMBELLISHMENTS
Create your very own embellishment using decorative stitches. Beyond embroidery, desired press a glossy look. Skip on the Character Four 1 for leather-look when sewing.

Always use stabilizer underneath the fabric when sewing decorative stitches.

RODDED HEM
To make a hem, use a hemmer, a hemmer is nearly invisible. Use Blindstitch Foot 3. How to do a blindstitch is described on the Owner's Manual.

NEATLY FINISHED HEMS
Sew the hems on the pants leg. Sew the hems in a straight line.

Read more about the optional accessories and how to use them at www.pfaff.com.
For numbers, optional accessories:
Invisible Zipper Foot _____ 8204740355
Piping Foot _____ 820472090

EINFÜHRUNGSClip




E-MAIL

...und wir machen aufmerksam
mit einem schönen Newsletter



Read about the latest news from PFAFF® below.
Can't read the e-mail? [Click here](#) | [Forward to a friend](#)



smarter™
BY PFAFF

Be Smart. Be Original.



As Oscar Wilde said: "Be yourself; everyone else is already taken".

With smart features and a unique design, the SMARTER BY PFAFF™ sewing machines are up to the challenge of letting you express your individuality at a price within reach.

Choose one of the two SMARTER BY PFAFF™ sewing machines, **160s** or **140s**, and begin a sewing adventure focused on you:

Your uniqueness. Your passion. Your sewing.

Find more smart features at www.pfaff.com >>



Integrated Needle Threader 6mm Adjustable Stitch Width PFAFF® Original Presser Foot System LED Light Hard Cover

Connect with us: [Facebook](#) [Pinterest](#) [Youtube](#)

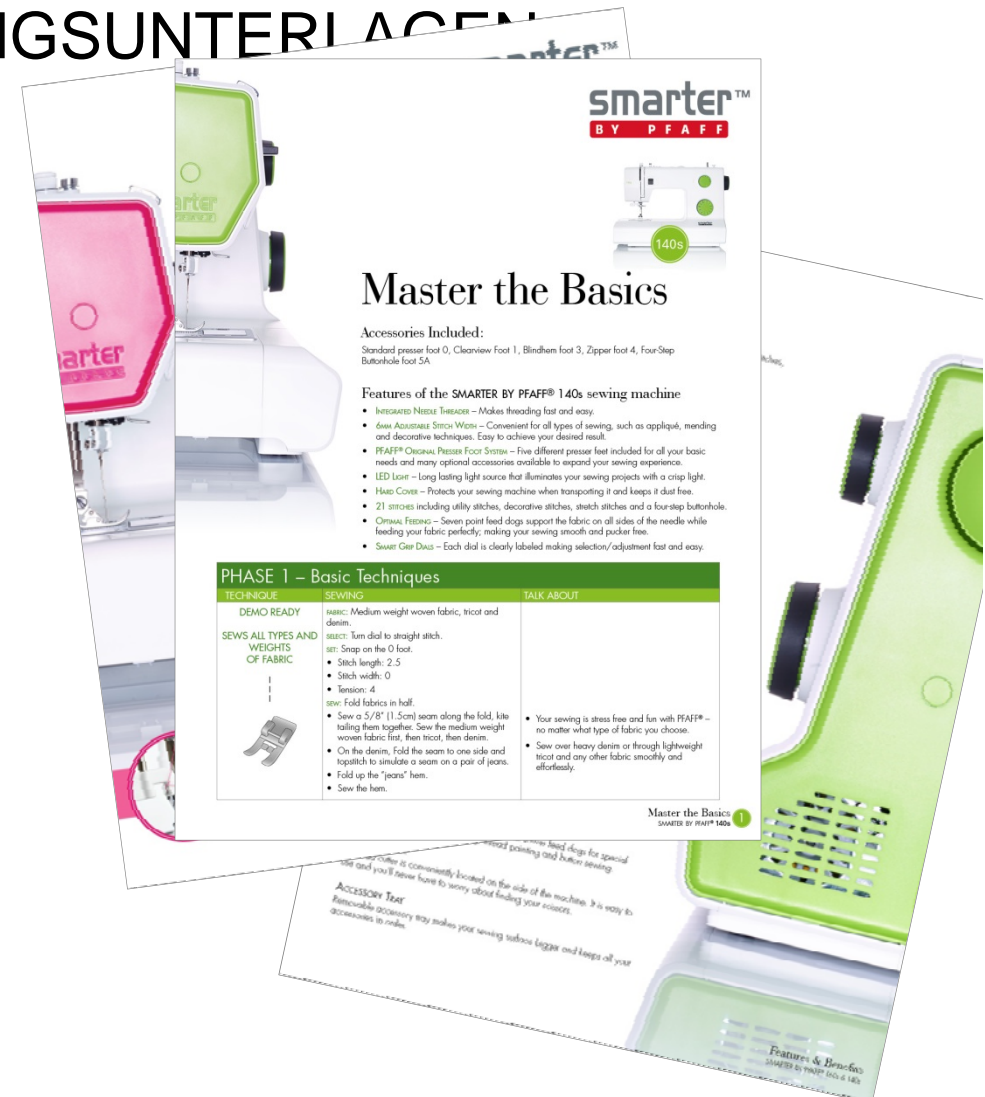
Please do not reply to this e-mail, as we are not able to respond to messages sent to this address.
[View our privacy policy.](#)
SVP Worldwide 1224 Heil Quaker Blvd. La Vergne, TN 37086 PFAFF. SMARTER BY PFAFF are registered trademarks of KSN Luxembourg II, S.a.r.l. ©2013 KSN Luxembourg II, S.a.r.l. All rights reserved.
www.pfaff.com
If you would prefer not to receive e-mails from PFAFF®, please [UNSUBSCRIBE](#) here.

GEDRUCKTES MATERIAL



PRODUKT- UND SCHULUNGSUNTERLAGEN

- Eigenschaften & Vorteile
- Grundlagen erlernen



smarter™
BY PFAFF

